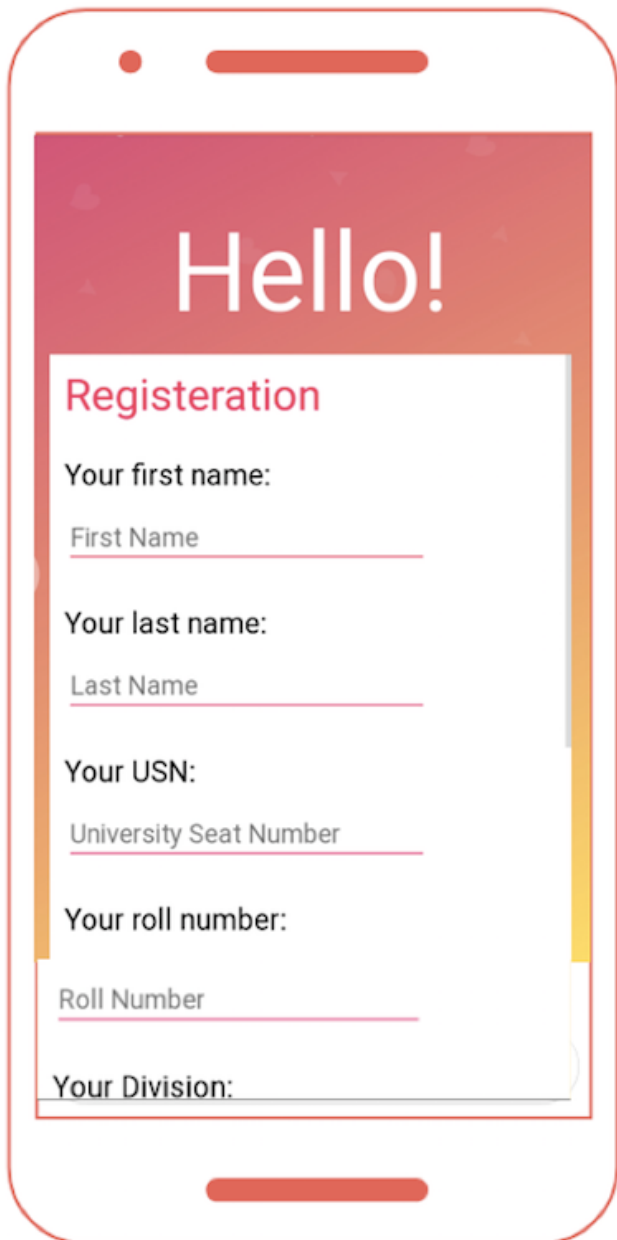




# **GIT REINVENTS QUIZ**



Registration

Your first name:  
First Name

Your last name:  
Last Name

Your USN:  
University Seat Number

Your roll number:  
Roll Number

Your Division:

## Registration

When you open the app for the first time, the registration page opens up. Enter all the required fields.

Make sure that you enter only one character in the division field i.e A,B,C or D.

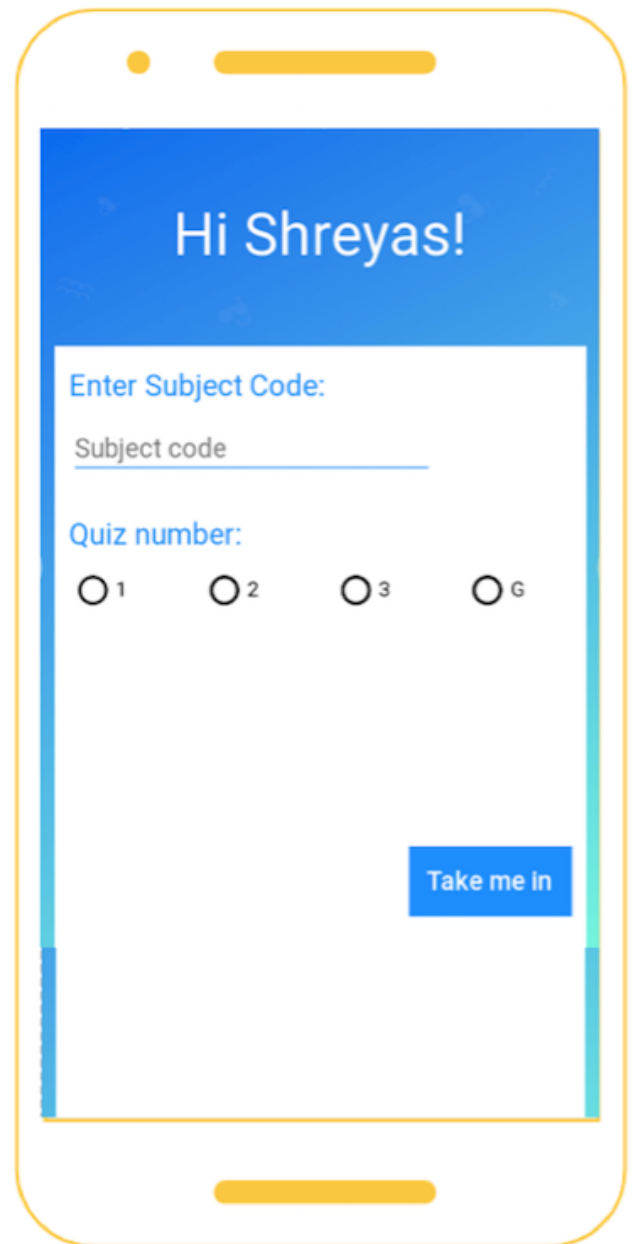
This page shows up only once. So make sure you enter your details properly.

# First Page

Enter the subject code and quiz number on this page.

Please make sure that you select the right quiz number.

Here 'G' is for General quiz.



Hi Shreyas!

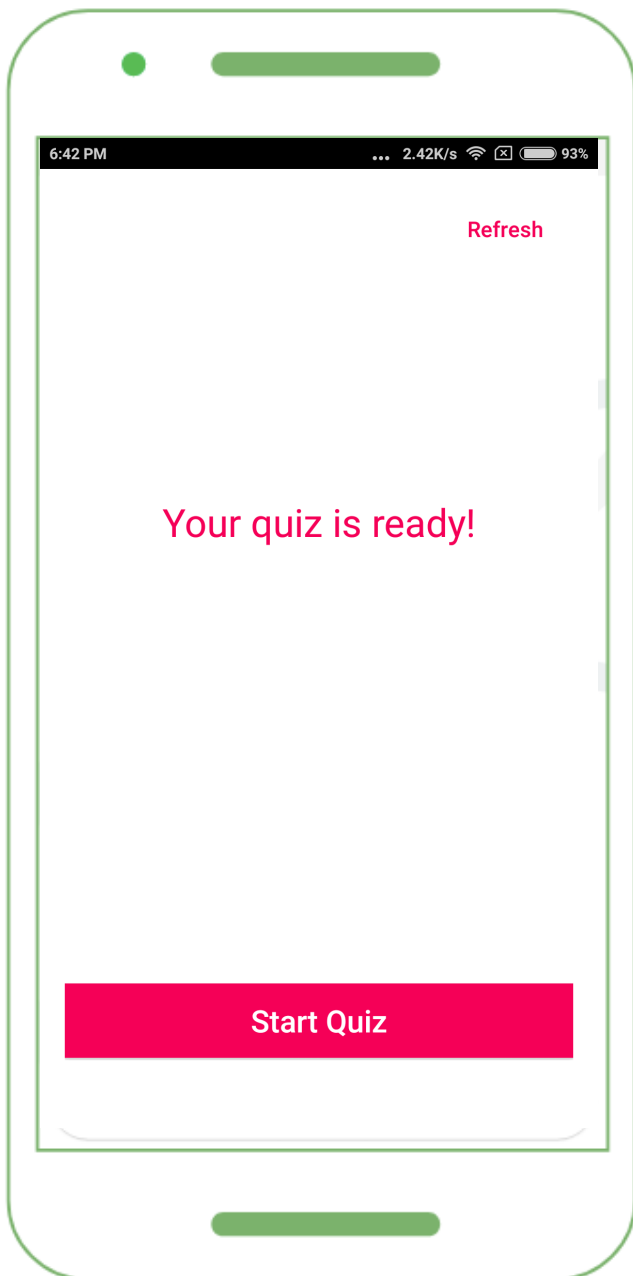
Enter Subject Code:

Subject code

Quiz number:

1  2  3  G

Take me in



## Second Page

You will get a prompt “Your quiz is ready! “ once all the questions are fetched from the college server.

Once you get the prompt, press the Start Quiz button.

If you get a message “Access Denied” on pressing the Start Quiz button:

1. Check your internet connection.
  2. Try pressing the refresh button.
  3. Close the app and open it again.
- Make sure that your subject code is correct.

# Questions Page

All the questions are displayed on this page. Scroll down to view the next question.

## Warning:

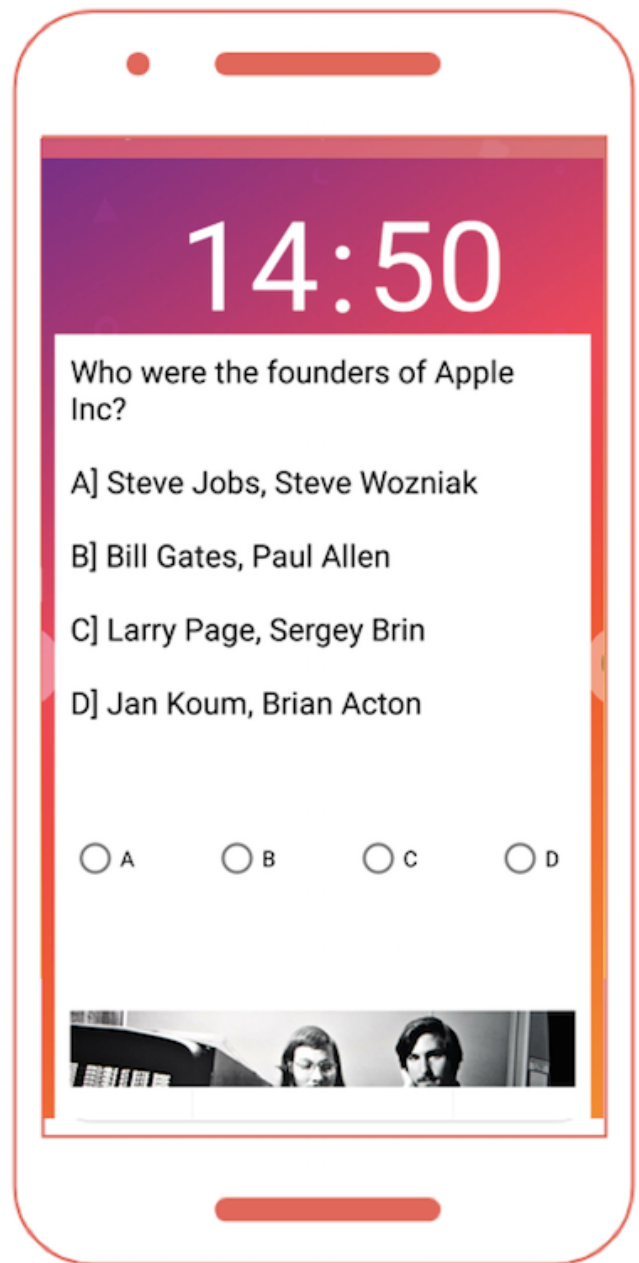
- 1. The back button is completely disabled on this page.**
- 2. Pressing the HOME button submits your quiz WITHOUT GIVING ANY WARNING.**
- 3. Navigating to any other app/ browser from this page using menu button submits your quiz automatically.**

You can change your answer at any point of time.

Eg: If you have marked option A and later you realise that the answer is C, just select option C. Option A will be **unmarked** and option C will get selected.


Your quiz will be submitted automatically after 15 minutes.

In case you finish before time, press the submit button which is available at the end of the page.



## Score

Your score is displayed as soon as you submit your quiz.



## **Note:**

The developer is not responsible for:

1. Availability of internet.
2. Loss of marks due to violation of any of the security features of the app mentioned on the Questions page (page 5).
3. The app will fetch questions only when the professor starts the quiz from his/her end. If you remain absent for any quiz, contact the concerned faculty member.
4. The same quiz cannot be submitted multiple time i.e only your first response will be recorded.

Students can try out all the security features during the mock quizzes.

## **Developer**

Shreyas Halgekar

5th Semester,  
Computer Science and Engineering

Email: shreyashalgekar95@gmail.com